

Semi-Automatic Filters

Quick and efficient way to clean manual filters



filtration degrees
scanaway

500-80 micron

filtration degrees
brushaway

3,500-200 micron

supported diameters

**50-200 mm
(2" - 8")**

maximum operating
pressure

**10 bar
(145 psi)**

features:

- Simple turn-of-a-handle cleaning of the filter screen
- Eliminates the need for turning off the water and extracting the filter screen for rinsing
- No interruption of the process water flow during cleaning
- Low pressure loss
- Available as an upgrade kit for Amiad manual filters from 2" - 8"
- Includes clogging indicator to indicate when cleaning is required

Amiad Semi-Automatic Filters

General

Amiad's exclusive Semi-Automatic assemblies provide a quick and efficient way for cleaning manual filters. Amiad's Scanaway and Brushaway are add-on assemblies built for upgrading Amiad's steel and plastic filters to semi-automatic operation by adding a simple turn-of-a-handle cleaning mechanism to the filter's screen. Upgrading a manual filter to semi-automatic operation eliminates the need for turning the water off and extracting the filter screen for rinsing. With the semi-automatic assembly, the process flow is not interrupted during operation. Amiad's semi-automatic assemblies are fitted with a Clogging Indicator to visually monitor the status of the filter element without disrupting the water flow.

How the "Clogging Indicator" Works

The Clogging Indicator is a special feature mounted on the filter pressure check points and acts like a "traffic light". When the pressure differential across the screen reaches a pre-set value of 0.5 bar (7 psi). The red button of the Clogging Indicator pops up to visually indicate that the filter needs to be cleaned.




How the "Scanaway" Assembly Works

The Scanaway assembly consists of a suction-scanner and a hollow pipe with suction nozzles that face the inner side of the screen. Outside the filter, a handle is connected to the suction-scanner, allowing turning of the scanner in a spiral movement so it rotates inside the screen surface without touching the screen mesh. Opening the exhaust valve at the filter lid creates low pressure conditions in the suction-scanner, which causes the scanner nozzles to suck in the dirt particles from the screen surface and expel the dislodged particles out through the exhaust valve. Scanning is done during the filtration process without interrupting the flow of process water through the filter.



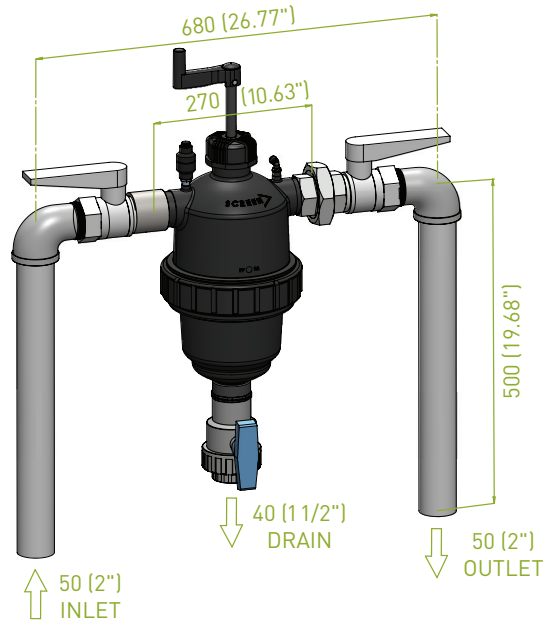
How the "Brushaway" Assembly Works

The Brushaway assembly consists of nylon brushes fitted on a frame and inserted into the filter screen. Outside the filter, a handle is connected to the brush unit, allowing rotation of the brushes to wipe the particles from the inner screen surface. Opening the exhaust valve allows the dislodged particles to then be expelled through the exhaust valve. Brushing is done during the filtering process without interrupting the flow of process water through the filter.

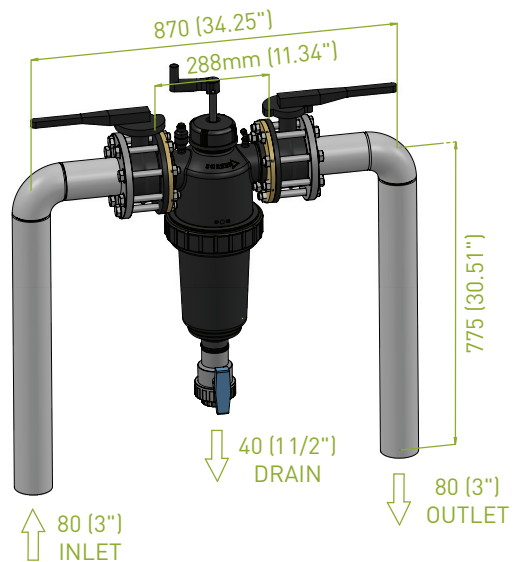


2" T

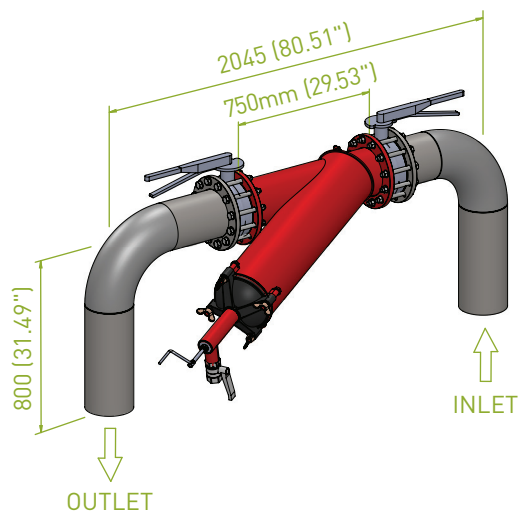
Typical Installation Drawing



3" T



6" In-Line/8" In-Line



Dim: mm (inch)

Technical Specifications

Filter type	Plastic filters	Steel filters	
Scanaway assembly			
Supported filters	2" T, 2" T Super, 3" T	3", 4" S, 6" C, 6" S, 8"	
Maximum flow rate	50 m ³ /h (220 gpm)	300 m ³ /h (1,320 gpm)	
Filtration area	800-1,200 cm ² (124-186 in ²)	1,600-5,800 cm ² (248-899 in ²)	
Screen type	Molded stainless steel		
Filtration degrees	500, 300, 200, 130, 100, 80 micron		
Min. working pressure	2 bar (30 psi)		
Max. working pressure	10 bar (145 psi)		
Max. working temperature	60°C (140°F)		
Weight [empty]	2" T = 5.1 kg (11.2 lb) 2" T Super = 5.9 kg (13 lb) 3" T = 6.3 kg (13.9 lb)	3" = 19 kg (42 lb) 4" S = 44.5 kg (98 lb) 6" C = 50 kg (110 lb)	6" S = 63.5 kg (140 lb) 8" = 72.5 kg (160 lb)
Construction materials	Stainless steel 316, NBR, polypropylene		

Brushaway assembly			
Supported filters	2" T, 2" T Super, 3" T	3", 4" S, 6" C, 6" S, 8"	
Maximum flow rate	50 m ³ /h (220 gpm)	300 m ³ /h (1,320 gpm)	
Filtration area	800-1,200 cm ² (124-186 in ²)	1,600-5,800 cm ² (248-899 in ²)	
Screen type	Molded stainless steel Perforated stainless steel		
Filtration degrees	Molded stainless steel screens: 500, 300, 200 micron Perforated stainless steel screens: 3500, 2500, 1500, 800, 500 micron		
Max. working pressure	10 bar (145 psi)		
Max. working temperature	60°C (140°F)		
Weight [empty]	2" T = 6 kg (13.2 lb) 2" T Super = 6.7 kg (14.8 lb) 3" T = 7.3 kg (16 lb)	3" = 16 kg (35.2 lb) 4" S = 42.4 kg (93.5 lb) 6" C = 47.4 kg (105 lb)	6" S = 61 kg (135 lb) 8" = 70 kg (154 lb)
Construction materials	Stainless steel 316, NBR, nylon		